

# bike

Workshop system



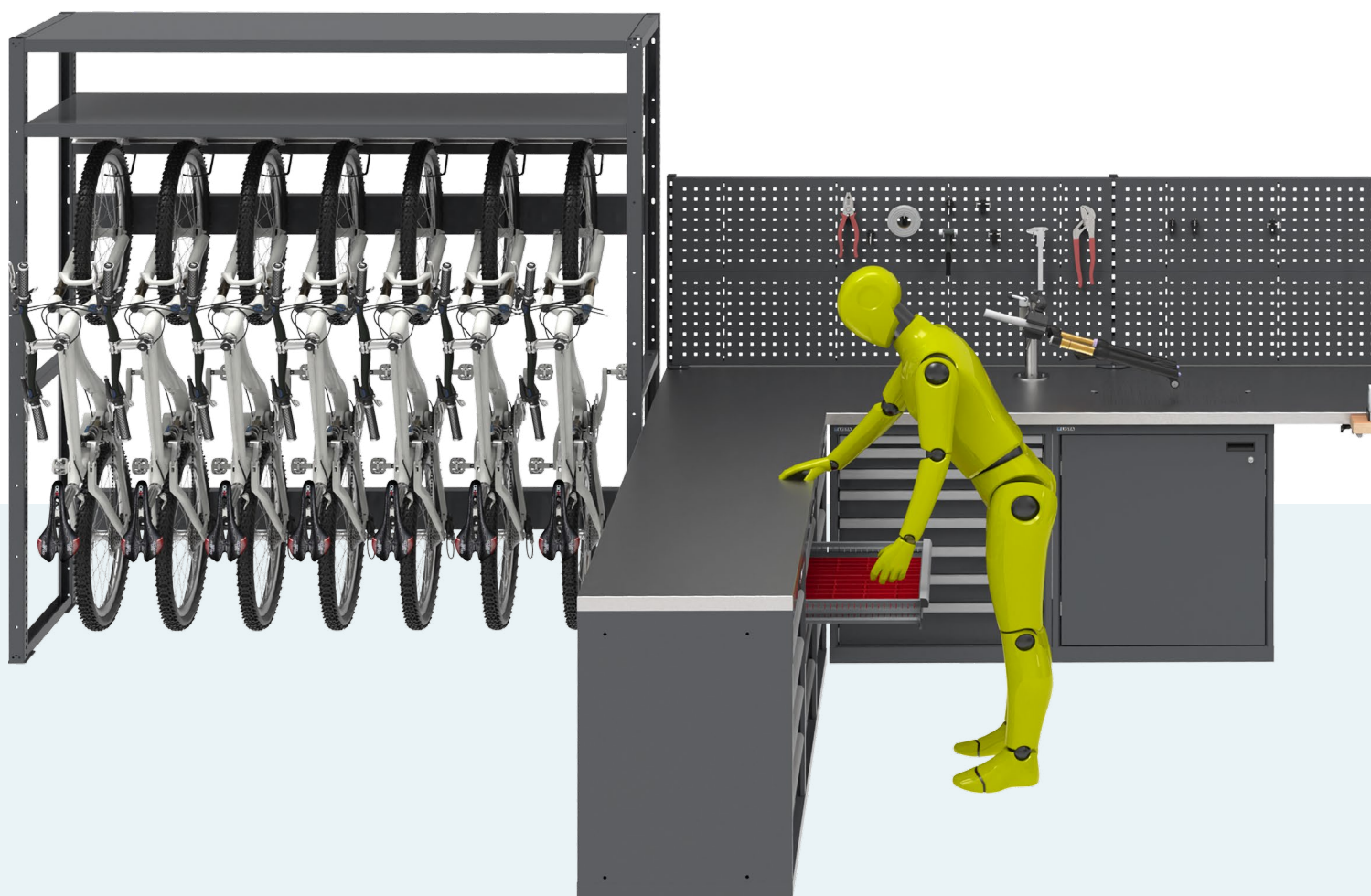
Sophisticated.  
Professional.

**LISTA**

# OPTIMUM WORKSHOP DESIGN

## 1 THE ENDURO AMONG WORKSHOPS

Discover the perfect combination of functionality and quality at **LISTA bike**. Just as the suspension on bikes makes the difference between frustration and joy, the pull-out stroke of our drawers is crucial. Our drawers offer optimal use right into the back corner and provide maximum storage space. Our workshop components enable tailored adaptation to your individual needs. With the outstanding quality of **LISTA bike**, you invest in a reliable companion for many years to come.




## 3 MORE SHOP

With smart solutions from LISTA, you can transform even the smallest of spaces into a fully fledged bicycle workshop. Thanks to our space-saving systems, you can dedicate more area for the presentation of bicycles and accessories and still accommodate a comprehensive range of services. Maximise your sales space while offering first-class workshop service.

Welcome to **LISTA bike** – your partner for the ideal, individual furnishing of your bicycle workshop. Using our modular elements, you can design your workstation optimally and functionally. Create a space where work is enjoyable and your customers feel confident that their bike is in the best hands. See the possibilities that **LISTA bike** offers you here.

## 2 PROFESSIONAL ADVICE

The check-in stand at **LISTA bike** creates the perfect combination between shop and workshop and offers the ideal reception and consultation area for your customers. Our electrically height-adjustable check-in stand allows you to provide professional advice as well as an attractive presentation of accessories and components. Your customer can inspect the bike with you at a comfortable height and conveniently discuss service needs. You can count on **LISTA bike** for competent advice and outstanding customer service.






# MANY DETAILS, ONE SOLUTION

## Modular panels

In perforated or plain design: for storing tools or as a design element. Rear panels can be configured for heights of 350, 500, 700 or 1050 mm, for example.

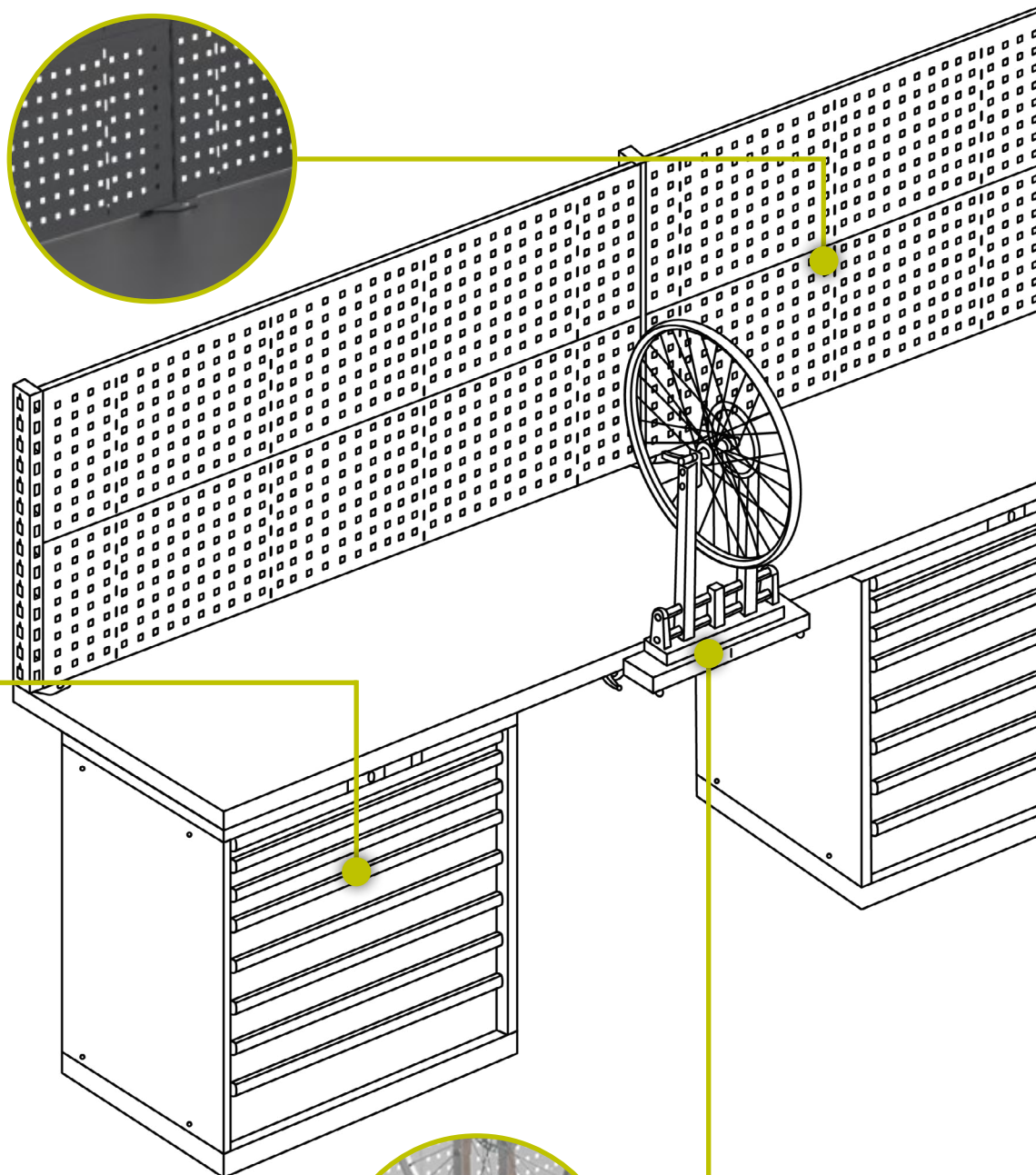
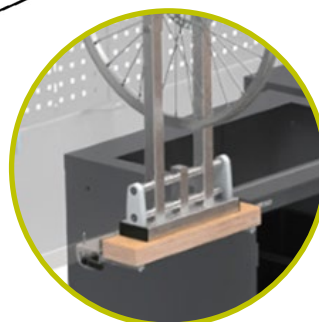


## Drawer cabinets with the highest utility value

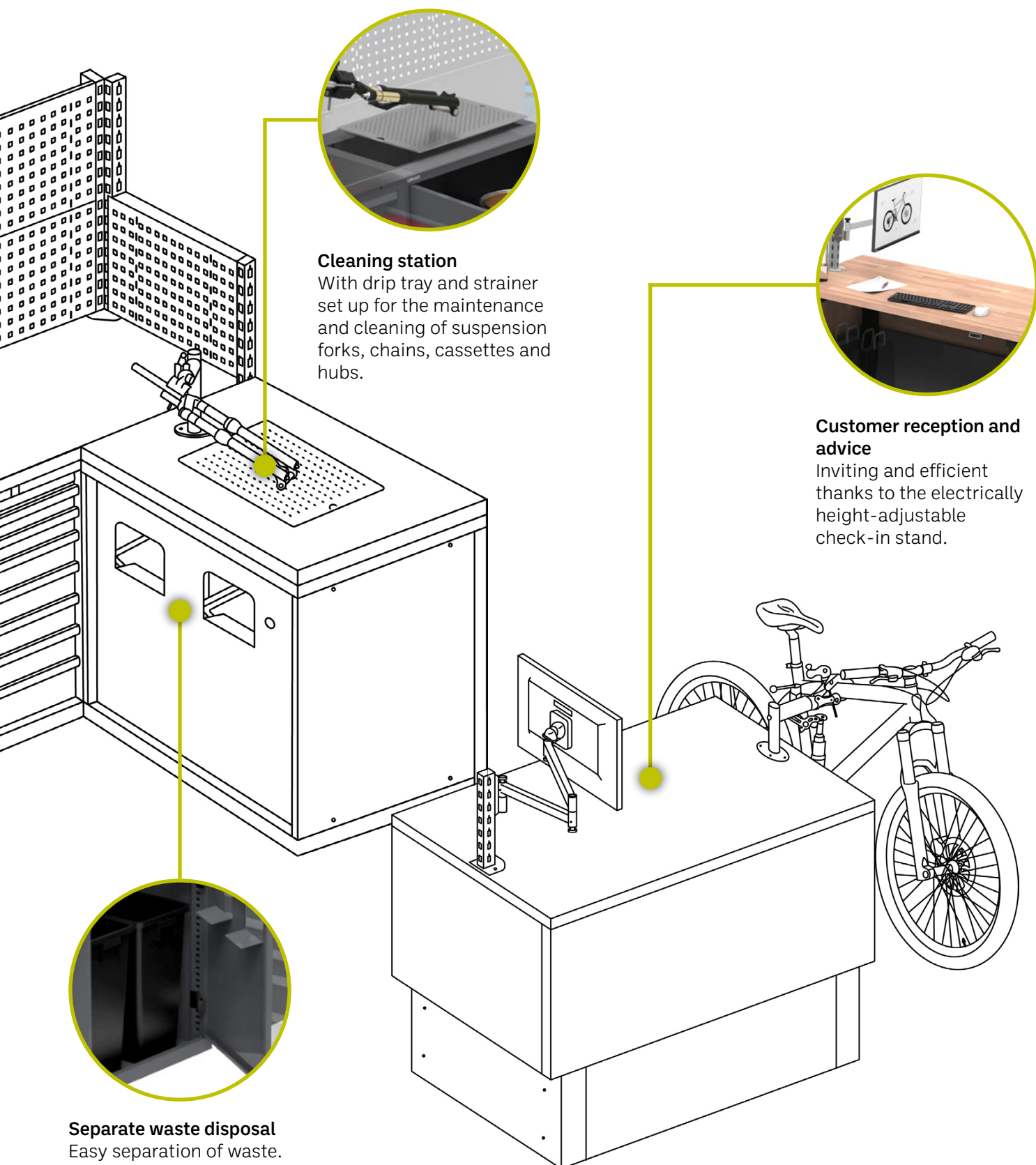
The freely selectable drawer sizes are characterised by maximum useable volume, very smooth travel and high rigidity.

## Foldable truing stand

The truing stand can be folded up or stowed away when not in use, irrespective of how the worktable is arranged.



Functional and practical design for an inviting and open workshop. Everything is well thought-out and designed for professional use.



# INDIVIDUALLY CUSTOMISED

In addition to the sophisticated and functional workshop components, LISTA places great importance on colour. With our extensive selection of colours for housings, fronts and panels, you can set individual colour accents and design your workshop according to your wishes.



12 standard colours  
6 colour combinations  
Or simply specify your  
desired RAL colour\*

\* Available at a surcharge.

## MORE IDEAS AND INSPIRATION

For more information, ideas or inspiration, contact us or  
visit our configurator: [www.configurator.lista.com](http://www.configurator.lista.com)

Configure now!





# THE BUILDING BLOCKS FOR YOUR WORKSHOP



## **Bike rack**

The space-saving solution for storing bicycles.



## **Drawer cabinet**

Maximum usable dimensions in the smallest space. Load capacity per drawer: 75 kg.



## **Hinged fixture**

Designed for standard bicycle truing stands. Can be folded away when not in use for a free work surface.



## **Disposal cabinet**

Separate disposal through two openings with defectors. Generous containers 2×60 l.



## **Cleaning station**

Drip tray with sieve for small parts and cabinet for safe storage of the collection container.



## **Check-in stand**

Electrically height-adjustable. Advice, reception and repair point in one solution.

## COUNTERTOPS

Wide selection of different panel types: solid multiplex top, solid beech top, indestructible chrome steel coating, or sustainable and natural linoleum top.

